

Kindergarten

Homework Planner for the week of 1/13 to 1/17 Due Friday 1/17

*Packets will go home each Friday and will be due back by the following Friday. Please see the back for your child's special schedule and list of sight words introduced so far.

Monday 1/13 – Day 6

- ♦ Read or be read to for 10 minutes
- ♦ Practice High Frequency Words

Tuesday 1/14 – Day 1

- ♦ Read or be read to for 10 minutes
- ♦ Practice High Frequency Words

Wednesday 1/15 – Day 2

- ♦ Read or be read to for 10 minutes
- ♦ Practice High Frequency Words

Thursday 1/16 – Day 3

- ♦ Read or be read to for 10 minutes
- ♦ Practice High Frequency Words

Friday 1/17 – Day 4

- ♦ Read or be read to for 10 minutes
- ♦ Practice High Frequency Words



Written Homework

- ♦ Foundations Handwriting: v, w
- ♦ Beginning sounds: Pictures are jug, rainbow, elephant, rhinoceros, popcorn, jeep, pretzel, elf, racoon
- ♦ Math Practice: Drip, Drop! Adding practice

Please put your name on all worksheets to be handed in.

Do Not hand this planner in. Please keep it at home for your reference.

an

Reminders:

- There is no school on Monday, 1/20 in observance of Martin Luther King Jr. Day

Specials Schedule

Kirsch

Day 1 & 4 Gym
Day 2 & 5 Art
Day 3 & 6 Music
Day 5 Library

Leveque

Day 1 & 4 Art
Day 2 & 5 Music
Day 3 & 6 Gym
Day 2 Library

Wilson

Day 1 & 4 Music
Day 2 & 5 Gym
Day 3 & 6 Art
Day 3 Library

Library books are do back in school on or before your child's library day. Students will not get a new book if the old book has not been returned.

Don't forget your sneakers on Gym day!

High Frequency Words

Unit 1	Unit 2
* a	*see
*me	*look
*the	here
* I	is
*like	this
*my	*an
	and

*indicates the word has been introduced in class and students should be practicing the word at home

Name: _____

Homework

Directions: Trace over the first letter. Write the letter again 5 times.



V

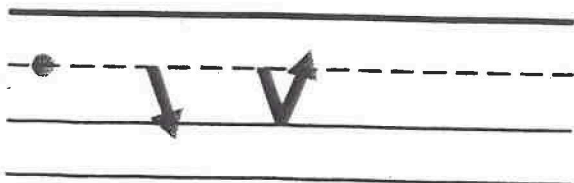
W

Letter Formation for V

v is a plane line slide letter.

It starts on the (plane line) and (slides).

1 2 3




1. Point to the plane line.
2. Slide down to the grass line.
3. Slide up to the plane line.

Letter Formation for W

w is a plane line slide letter.

It starts on the (plane line) and (slides).

1 2 3 4 5

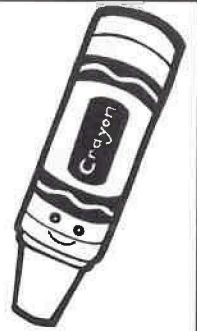


1. Point to the plane line.
2. Slide down to the grass line.
3. Slide up to the plane line.
4. Slide down to the grass line.
5. Slide up to the plane line.

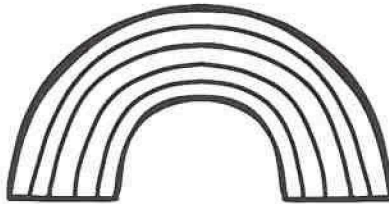
Name _____

Quick Check


Color the box that matches
the beginning sound.




e j p r



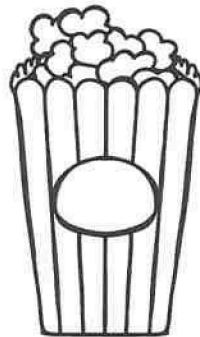
e j p r




e j p r




e j p r




e j p r




e j p r



e j p r



e j p r




e j p r

Name _____

Drip, Drop!

Add.

 Write the math sentence.



A.

$$\begin{array}{c} \text{3 drops} \\ \square \end{array} + \begin{array}{c} \text{2 drops} \\ \square \end{array} = \square$$

B.

$$\begin{array}{c} \text{2 drops} \\ \square \end{array} + \begin{array}{c} \text{3 drops} \\ \square \end{array} = \square$$

C.

$$\begin{array}{c} \text{4 drops} \\ \square \end{array} + \begin{array}{c} \text{2 drops} \\ \square \end{array} = \square$$

D.

$$\begin{array}{c} \text{2 drops} \\ \square \end{array} + \begin{array}{c} \text{2 drops} \\ \square \end{array} = \square$$

E.

$$\begin{array}{c} \text{4 drops} \\ \square \end{array} + \begin{array}{c} \text{1 drop} \\ \square \end{array} = \square$$

F.

$$\begin{array}{c} \text{1 drop} \\ \square \end{array} + \begin{array}{c} \text{3 drops} \\ \square \end{array} = \square$$

G.

$$\begin{array}{c} \text{3 drops} \\ \square \end{array} + \begin{array}{c} \text{1 drop} \\ \square \end{array} = \square$$

H.

$$\begin{array}{c} \text{2 drops} \\ \square \end{array} + \begin{array}{c} \text{2 drops} \\ \square \end{array} = \square$$